

Job Name/Location:

Tag #:

Date:

For: File Resubmit

PO No.:

Approval Other _____

Architect:

GC:

Engr:


Mech:

Rep:

(Company)

(Project Manager)

PREMTBVC4
MultiSITE CRC2+Z Remote Controller



Electrical:

Power Supply	12VDC power from indoor unit
--------------	------------------------------

Surrounding Conditions:

Temperature	
Operating	32-122 °F
Storage	-22-122 °F
Humidity	
Operating	5-95% RH (non-condensing)
Storage	0-95% RH (non-condensing)

Features:

- Customizable color digital touch screen interface with Multilanguage support
- BACnet® Wireless IP (optional)
- ZigBee® Pro Wireless capability built in
- 2 universal inputs, 1 universal output, and 1 digital output
- On-board motion (PIR) and humidity sensors
- Role based configuration (password protected)
- Lua scripting
- Function code settings
- Function Code Search Tool
- Date and Time Display
- Room temperature display (-9 °F ~ +9 °F adjustable)
- Humidity Display (-15% ~ +15% adjustable)
- Operation - On/Off
- Mode - Auto/Cool/Dry/Heat/Fan Only
- Occupied cooling and heating temperature setpoints
- Unoccupied cooling and heating temperature setpoints
- 7 day scheduling with mode
- Fan speed - Auto/Low/Med/High/Power
- Discharge vanes - Auto/Swing/Fixed
- Static pressure installer setting

Optional Accessories (sold separately):

- PZCWRCG3 - Group Control Cable Kit
- PZCWRC1 - Extension Cable (for IDUs without terminal blocks)
- ZVRCZDWC1 - Wireless Door Window Contact³
- ZVRCZMTH1 - Wireless Ceiling Mounted Occupancy, Temperature and Humidity Sensor³
- SEDCO2G5045 - Wireless CO2, Temperature & Humidity Sensor³
- ZVRCZTRH1 - Wireless Temperature & Humidity Sensor³
- ZVRCZWLS1- Wireless Water Leak Sensor³
- VCM8002V504 - Wi-Fi Module (BACnet Wireless IP)

Notes:

- 1.Available functions/features may differ based on connected system.
- 2.Communication cable can be extended to a maximum of 164 feet.
- 3.Up to 20 ZigBee® sensors can be connected to the MultiSITE CRC2 Remote Controller.
- 4.Must follow installation instructions in the applicable LG installation manual.

For continual product development, LG reserves the right to change specifications without notice.
© LG Electronics U.S.A., Inc., Englewood Cliffs, NJ. All rights reserved. "LG Life's Good" is a registered trademark of LG Corp. /www.lg-vrf.com

Connectivity:

LG Communications	1 Channel/RS-485 V-Net
BACnet MS/TP	
BACnet® wireless IP (optional)	
Zigbee® Pro wireless mesh network (P) (optional)	

Communications Cabling Specifications (V-Net):

Type	3 conductor, stranded, twisted, unshielded
Size	AWG 22-3
Length ²	up to 164 ft

AWG - American Wire Gage

Unit Data:

Dimensions	4.72" H x 3.39" W x 1.06" D
Maximum Number of Indoor Units (per controller)	16

Input / Output Specifications:

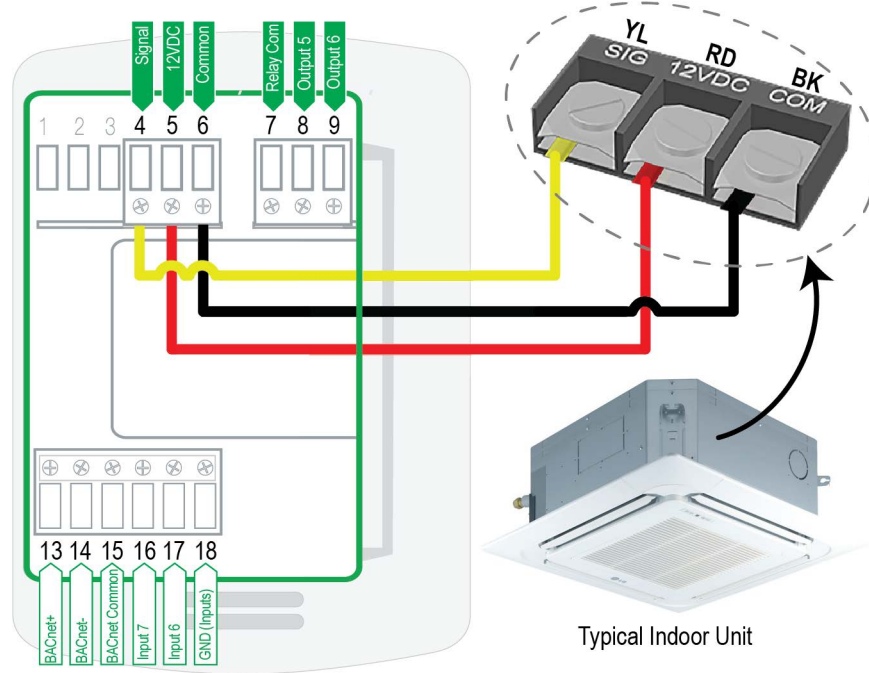
Input (Universal inputs T16, T17)	<ul style="list-style-type: none"> • Temperature: Type 10K Thermistor • Digital: Dry-contact closure • Analog: Modulating 0-10Vdc.
Output (Universal output T9)	<ul style="list-style-type: none"> • Digital: Electric relay closure rated at 12Vac or 12Vdc +/- 15%, 1.0A, 3.0 A inrush • Analog: 0-10 Vdc @ 5mA max into a 2KΩ resistive load • Output (digital output T8) • Digital: Electric relay closure rated at 12Vac or 12Vdc +/- 15%, 1.0A, 3.0 A inrush

BACnet® is a registered trademark of ASHRAE

PREMTBVC4
MultiSITE CRC2+Z Remote Controller



Tag #: _____
Date: _____
PO No.: _____



Terminal	Function
Terminal 1	Not used
Terminal 2	Not used
Terminal 3	Not used
Terminal 4	Signal Wire
Terminal 5	12VDC
Terminal 6	Common
Terminal 7	Relay Common Outputs 5 and 6
Terminal 8	Binary Output 5
Terminal 9	Universal Output
Terminal 13	BACnet +
Terminal 14	BACnet -
Terminal 15	BACnet MS/TP Common
Terminal 16	Universal Input 7
Terminal 17	Universal Input 6
Terminal 18	Input/Output Ground

Job Name/Location:

PREMTBVC4
MultiSITE CRC2+Z Remote Controller

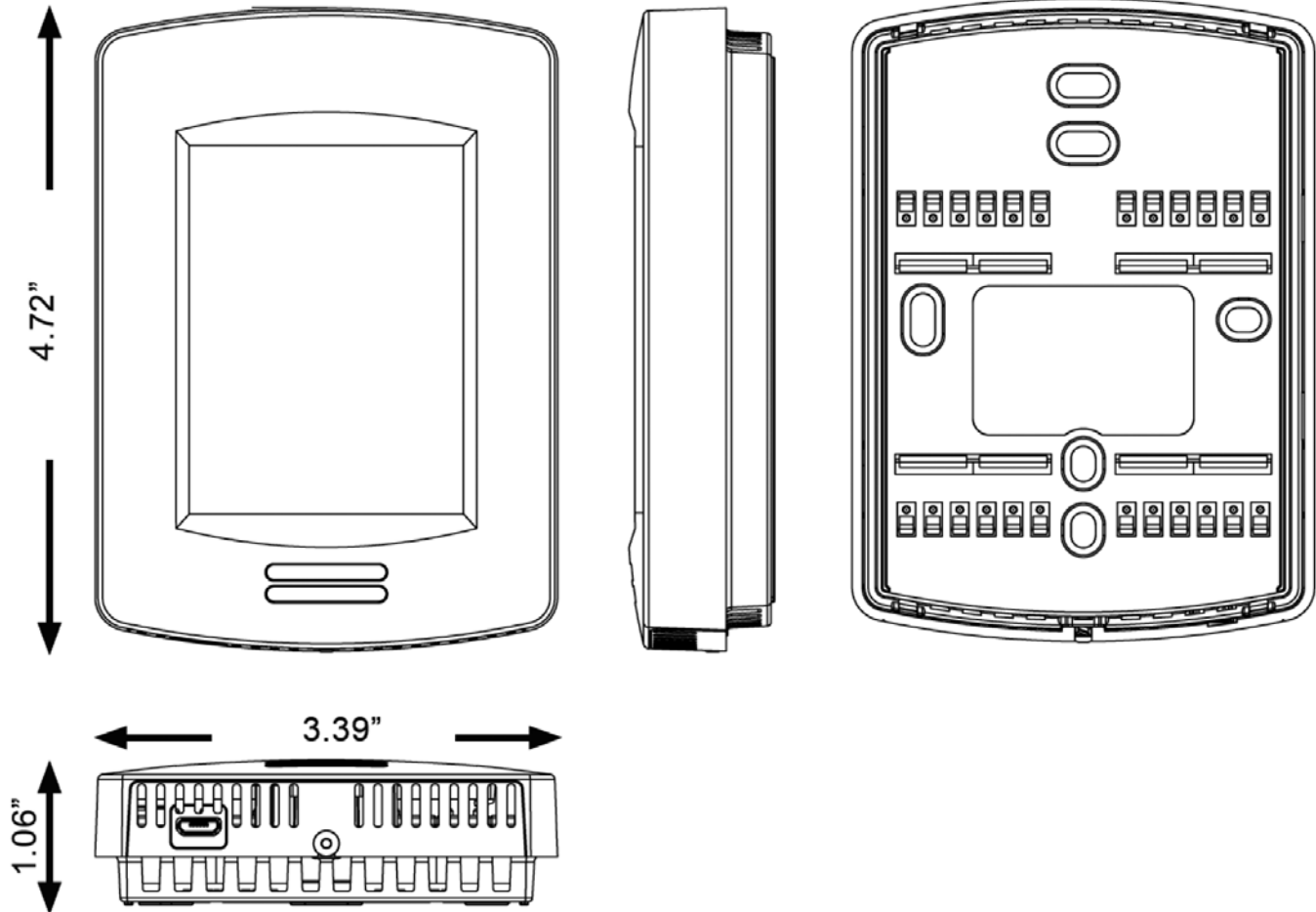


Tag #:

Date:

PO No.:

Dimensions: 4.72"H x 3.39"W x 1.06"D



PREMTBVC4
MultiSITE CRC2+Z Remote Controller



Tag #: _____

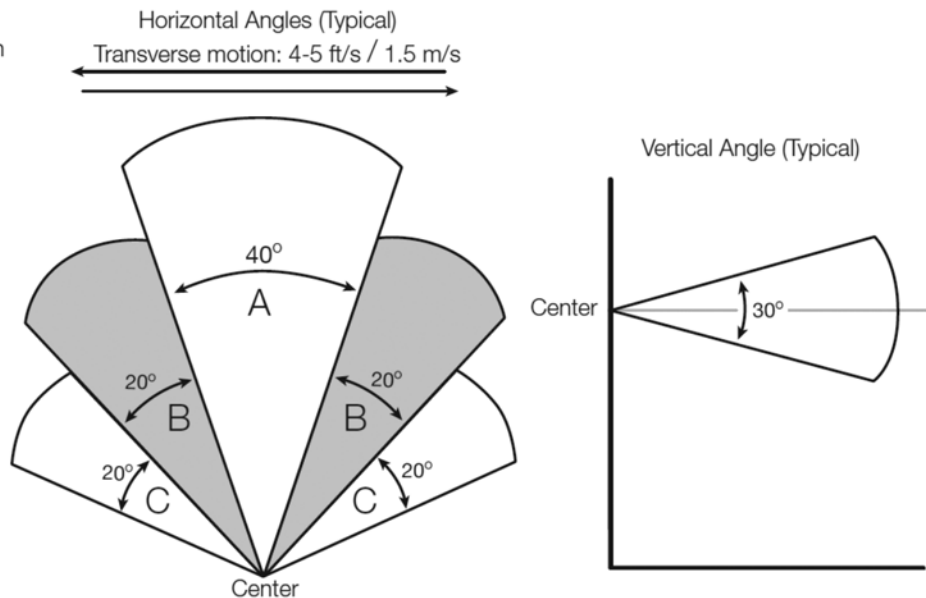
Date: _____

PO No.: _____



Recommended installation height for PIR sensor:
4 - 5 ft. / 1.2-1.5 m

Sensor Ranges
A = 20 ft. / 6.1 m
B = 14 ft. / 4.3 m
C = 11 ft. / 3.4 m



Job Name/Location: _____

PREMTBVC4
MultiSITE CRC2+Z Remote Controller



Tag No.: _____

Date: _____

PO No.: _____

MultiSITE™ Remote Controller BACnet® COMMANDABLE Points				
√	BACnet® Object Name	Object Type	BACnet ID	Description
	UI16 Raw Value	AI	AI33	Analog Input 7 Raw ADC Value (custom sensor support)
	UI17 Raw Value	AI	AI34	Analog Input 6 Raw ADC Value (custom sensor support)
	DisplayLowBacklight	AV	AV3	Display Brightness Setting For Low Backlight Conditions
	RoomTempCalibration	AV	AV7	Room Temperature Sensor Calibration Offset
	Calibrate Humidity Sensor	AV	AV8	Humidity Sensor Calibration Offset
	BACnetComAddr	AV	AV10	BACnet Communications Address
	BACnetStackPollRate	AV	AV16	BACnet Stack Poll Rate
	LuaParameterA (AV25)	AV	AV25	Lua ParamaterA
	LuaParameterB (AV26)	AV	AV26	Lua ParamaterB
	LuaParameterC (AV27)	AV	AV27	Lua ParameterC
	LuaParameterD (AV28)	AV	AV28	Lua ParameterD
	LuaParameterE (AV29)	AV	AV29	Lua ParameterE
	LuaParameterF (AV30)	AV	AV30	Lua ParameterF
	HeatingSP	AV	AV39	Heating SP Setting (Dual SP)
	CoolingSP	AV	AV40	Cooling SP Setting (Dual SP)
	ConfigPassword	AV	AV56	Configuration Password (Password protects Installer Settings)
	UserPassword	AV	AV57	User Password (Password protects all settings)
	DualSPdeadband	AV	AV63	Minimum Deadband Setting (Dual SP)
	ADR Offset	AV	AV211	ADR Setpoint Offset Value
	LuaParameterG (AV225)	AV	AV225	Lua ParameterG
	LuaParameterH (AV226)	AV	AV226	Lua ParameterH
	LuaParameterI (AV227)	AV	AV227	Lua ParameterI
	LuaParameterJ (AV228)	AV	AV228	Lua ParameterJ
	LuaParameterK (AV229)	AV	AV229	Lua ParameterK
	LuaParameterL (AV230)	AV	AV230	Lua ParameterL
	SingleSP	AV	AV507	Setpoint Setting (Single SP)
	SingleSetpointMax	AV	AV508	Single Setpoint Maximum Setting
	SingleSetpointMin	AV	AV509	Single Setpoint Minimum Setting
	CoolingSPMax	AV	AV510	Dual Setpoint Cooling Maximum Setting
	CoolingSPMin	AV	AV511	Dual Setpoint Cooling Minimum Setting
	HeatingSPMax	AV	AV512	Dual Setpoint Heating Maximum Setting
	HeatingSPMin	AV	AV513	Dual Setpoint Heating Minimum Setting
	OverrideCoolingSP	AV	AV601	Cooling Override Setpoint Setting
	OverrideHeatingSP	AV	AV602	Heating Override Setpoint Setting
	SetbackCoolingSP	AV	AV605	Cooling Setback Setpoint Setting
	SetbackHeatingSP	AV	AV606	Heating Setback Setpoint Setting

Note: Available functions/features may differ based on the connected system.

For continual product development, LG reserves the right to change specifications without notice.

© LG Electronics U.S.A., Inc., Englewood Cliffs, NJ. All rights reserved. "LG Life's Good" is a registered trademark of LG Corp. /www.lghvac.com

SB_MultiSITE_CRC2_PREMTBVC4_2024_05_21_115037

Job Name/Location: _____

PREMTBVC4
MultiSITE CRC2+Z Remote Controller



Tag No.: _____

Date: _____

PO No.: _____

MultiSITE™ Remote Controller BACnet® COMMANDABLE Points				
√	BACnet® Object Name	Object Type	BACnet ID	Description
	SingleSPdeadband	AV	AV644	Single Setpoint Deadband
	MinODtempAdj	AV	AV645	VAHU Minimum Outdoor Temperature For Internal Electric Heater
	Heater1OnTemp	AV	AV646	Aux Heat Heater 1 On Adjustment
	Heater1OffTemp	AV	AV647	Aux Heat Heater 1 Off Adjustment
	Heater2OnTemp	AV	AV648	Aux Heat Heater 2 On Adjustment
	Heater2OffTemp	AV	AV649	Aux Heat Heater 2 Off Adjustment
	ForceHighBacklight	BV	BV6	Force Backlight
	DisplayLongScreenMsg	BV	BV7	Show Text Of MsgLongScreenMsgTxt On Main Screen
	Utility Signal	BV	BV48	ADR Request Signal From Utility
	FilterAlarmRelease	BV	BV510	Filter Alarm Reset
	MsgSetbackActive	BV	BV542	Setback Status
	TestModeOccupancy	BV	BV557	Reserved/Do Not Use
	MsgShortScreenMsgTxt	CSV	CSV1	Location Message (Displays message at bottom of screen)
	MsgLongScreenMsgTxt	CSV	CSV2	Description Message (Displays message on main screen)
	LongMsgBgCol	MV	MV1	Long Message Background Color Setting
	DisplayColor	MV	MV2	Display Background Color Setting
	DisplayLanguage	MV	MV4	Display Language Setting
	DisplayTimeFormat	MV	MV5	Time Format Setting
	BACnetNetworkUnits	MV	MV6	BACnet Network Units Setting
	SystemMode	MV	MV16	System Mode Setting
	FanSpeed	MV	MV17	Fan Speed Setting
	DisplayUseStandbyScreen	MV	MV32	Standby Screen Setting
	TempUnits	MV	MV51	Temperature Units Setting (°F or °C)
	UO9 Configuration	MV	MV96	Universal Output 6 Configuration
	UI16 Input Type	MV	MV138	Universal Input 7 Configuration
	UI17 Input Type	MV	MV139	Universal Input 6 Configuration
	Relative humidity sensor	MV	MV149	Humidity Sensor Input Selection
	CO2 source	MV	MV150	CO2 Sensor Input Selection
	ADR Enable	MV	MV152	ADR Enable/Disable
	ZB_Zone1SnsrType	MV	MV210	Zigbee Zone1 Sensor Type
	ZB_Zone2SnsrType	MV	MV220	Zigbee Zone2 Sensor Type
	ZB_Zone3SnsrType	MV	MV230	Zigbee Zone3 Sensor Type
	ZB_Zone4SnsrType	MV	MV240	Zigbee Zone4 Sensor Type
	ZB_Zone5SnsrType	MV	MV250	Zigbee Zone5 Sensor Type
	ZB_Zone6SnsrType	MV	MV260	Zigbee Zone6 Sensor Type
	ZB_Zone7SnsrType	MV	MV270	Zigbee Zone7 Sensor Type

Note: Available functions/features may differ based on the connected system.

For continual product development, LG reserves the right to change specifications without notice.

© LG Electronics U.S.A., Inc., Englewood Cliffs, NJ. All rights reserved. "LG Life's Good" is a registered trademark of LG Corp. /www.lghvac.com

SB_MultiSITE_CRC2_PREMTBVC4_2024_05_21_115037

Job Name/Location: _____

PREMTBVC4

MultiSITE CRC2+Z Remote Controller



Tag No.: _____

Date: _____

PO No.: _____

MultiSITE™ Remote Controller BACnet® COMMANDABLE Points				
√	BACnet® Object Name	Object Type	BACnet ID	Description
	ZB_Zone8SnrType	MV	MV280	Zigbee Zone8 Sensor Type
	ZB_Zone9SnrType	MV	MV290	Zigbee Zone9 Sensor Type
	ZB_Zone10SnrType	MV	MV300	Zigbee Zone10 Sensor Type
	ZB_Zone11SnrType	MV	MV310	Zigbee Zone11 Sensor Type
	ZB_Zone12SnrType	MV	MV320	Zigbee Zone12 Sensor Type
	ZB_Zone13SnrType	MV	MV330	Zigbee Zone13 Sensor Type
	ZB_Zone14SnrType	MV	MV340	Zigbee Zone14 Sensor Type
	ZB_Zone15SnrType	MV	MV350	Zigbee Zone15 Sensor Type
	ZB_Zone16SnrType	MV	MV360	Zigbee Zone16 Sensor Type
	ZB_Zone17SnrType	MV	MV370	Zigbee Zone17 Sensor Type
	ZB_Zone18SnrType	MV	MV380	Zigbee Zone18 Sensor Type
	ZB_Zone19SnrType	MV	MV390	Zigbee Zone19 Sensor Type
	ZB_Zone20SnrType	MV	MV400	Zigbee Zone20 Sensor Type
	DisplayShowOnOff	MV	MV500	Show or Hide On/Off Setting
	DisplayShowMode	MV	MV501	Show or Hide Mode Setting
	DisplayShowSchedule	MV	MV502	Show or Hide Schedule Setting
	DisplayShowMore	MV	MV503	Show or Hide More Setting
	DisplayShowSetTemp	MV	MV504	Show or Hide Set Temperature Setting
	DisplayShowSpaceTemp	MV	MV505	Show or Hide Space Temperature Value
	DisplayShowFanSpeed	MV	MV506	Show or Hide Fan Speed Setting
	DisplayShowHumidity	MV	MV507	Show or Hide Humidity Value
	TempSenseLoc	MV	MV516	Temperature Sensing Location Setting
	IDUonOff	MV	MV528	Indoor Unit On/Off Setting
	AirflowUpDown	MV	MV531	Airflow Up/Down Setting
	AirflowLeftRight	MV	MV532	Airflow Left/Right Setting
	AirflowCircular	MV	MV533	Airflow Circular Setting
	SingleDualSP	MV	MV538	Single or Dual Setpoint Setting
	OverrideMode	MV	MV700	Mode Override Setting
	OverrideFanSpeed	MV	MV701	Fan Speed Override Setting
	OverrideTimer	MV	MV703	Timer Override Setting
	SetbackMode	MV	MV704	Mode Setback Setting
	SetbackFanSpeed	MV	MV705	Fan Speed Setback Setting
	CntrlrOccSensor	MV	MV747	On-board Occupancy Sensor Enable/Disable (Only on models PREMTBVC3/PREMTBVC4)
	ControllerMinOccOnTime	MV	MV748	Minimum Occupancy Time Delay
	DisableSchedules	MV	MV763	Disable Local Schedules Setting

Note: Available functions/features may differ based on the connected system.

For continual product development, LG reserves the right to change specifications without notice.

© LG Electronics U.S.A., Inc., Englewood Cliffs, NJ. All rights reserved. "LG Life's Good" is a registered trademark of LG Corp. /www.lghvac.com

SB_MultiSITE_CRC2_PREMTBVC4_2024_05_21_115037

Job Name/Location: _____

PREMTBVC4

MultiSITE CRC2+Z Remote Controller



Tag No.: _____

Date: _____

PO No.: _____

MultiSITE™ Remote Controller BACnet® COMMANDABLE Points				
v	BACnet® Object Name	Object Type	BACnet ID	Description
	ZB_Snsr_Wn_Delay	MV	MV766	Zigbee Window Contact Interlock Delay Setting
	ZB_Snsr_Win_Interlock	MV	MV767	Zigbee Window Contact Interlock Setting
	AirflowSmart	MV	MV772	Airflow Smart Setting
	AirflowRefresh	MV	MV774	Airflow Refresh Setting
	FloorTempSensing	MV	MV776	Enable Floor Temperature Sensing (Dual Vane 4-Way Cassette Only)
	HumanDetection	MV	MV777	Enable Human Detection (Dual Vane 4-Way Cassette Only)
	HumanSensingFreq	MV	MV778	Human Detection Sensing Frequency Adjustment (Dual Vane 4-Way Cassette Only)
	HumanSensitivity	MV	MV779	Human Detection Sensitivity Adjustment (Dual Vane 4-Way Cassette Only)
	DetectionArea	MV	MV780	Human Detection Area Adjustment (Dual Vane 4-Way Cassette Only)
	UnoccControl	MV	MV781	Human Detection Unoccupied Behavior (Dual Vane 4-Way Cassette Only)
	UnoccStepTime	MV	MV782	Human Detection Unoccupied Setpoint Step Timing (Dual Vane 4-Way Cassette Only)
	DisplayShowAirQuality	MV	MV784	Show or Hide Air Quality (for unhealthy levels only)
	SetbackEnabled	MV	MV789	Enable/Disable Setback
	OverrideEnabled	MV	MV790	Enable/Disable Override
	DisplayShowCO2	MV	MV791	Show or Hide CO2 Value
	Logger	MV	MV792	Reserved/Do Not Use
	ADR Override	MV	MV793	Override Active ADR Event
	Manual Aux Heat	MV	MV801	Aux Heat Control
	EmergencyHeat	MV	MV843	Aux Heat Immediate Call
	VAHUminODtemp	MV	MV844	Enable VAHU Outdoor Minimum Temperature For Internal Elect. Heater
	DefrostHeating	MV	MV845	Enable Electric Heater During Defrost Cycle
	IDUdefrostFan	MV	MV846	Enable IDU Fan During Defrost Cycle Electric Heating
	AuxHeatAdj	MV	MV847	Enable Aux Heat Heater On/Off Adjustment

Note: Available functions/features may differ based on the connected system.

For continual product development, LG reserves the right to change specifications without notice.

© LG Electronics U.S.A., Inc., Englewood Cliffs, NJ. All rights reserved. "LG Life's Good" is a registered trademark of LG Corp. /www.lghvac.com

SB_MultiSITE_CRC2_PREMTBVC4_2024_05_21_115037

Job Name/Location:

PREMTBVC4

MultiSITE CRC2+Z Remote Controller



Tag No.: _____

Date: _____

PO No.: _____

MultiSITE™ Remote Controller BACnet® MONITOR Points				
√	BACnet® Object Name	Object Type	BACnet ID	Description
	ZB_Zone1Temperature_M	AI	AI315	Zigbee Zone1 Temperature
	ZB_Zone2Temperature_M	AI	AI316	Zigbee Zone2 Temperature
	ZB_Zone3Temperature_M	AI	AI317	Zigbee Zone3 Temperature
	ZB_Zone4Temperature_M	AI	AI318	Zigbee Zone4 Temperature
	ZB_Zone5Temperature_M	AI	AI319	Zigbee Zone5 Temperature
	ZB_Zone6Temperature_M	AI	AI320	Zigbee Zone6 Temperature
	ZB_Zone7Temperature_M	AI	AI321	Zigbee Zone7 Temperature
	ZB_Zone8Temperature_M	AI	AI322	Zigbee Zone8 Temperature
	ZB_Zone9Temperature_M	AI	AI323	Zigbee Zone9 Temperature
	ZB_Zone10Temperature_M	AI	AI324	Zigbee Zone10 Temperature
	Wi-Fi Network Signal Strength	AI	AI342	Wi-Fi Module Signal Strength
	Wi-Fi Module Boot Count	AI	AI343	Incremental Boot Count Of Wi-Fi Module
	ZB_Zone11Temperature_M	AI	AI355	Zigbee Zone11 Temperature
	ZB_Zone12Temperature_M	AI	AI356	Zigbee Zone12 Temperature
	ZB_Zone13Temperature_M	AI	AI357	Zigbee Zone13 Temperature
	ZB_Zone14Temperature_M	AI	AI358	Zigbee Zone14 Temperature
	ZB_Zone15Temperature_M	AI	AI359	Zigbee Zone15 Temperature
	ZB_Zone16Temperature_M	AI	AI360	Zigbee Zone16 Temperature
	ZB_Zone17Temperature_M	AI	AI361	Zigbee Zone17 Temperature
	ZB_Zone18Temperature_M	AI	AI362	Zigbee Zone18 Temperature
	ZB_Zone19Temperature_M	AI	AI363	Zigbee Zone19 Temperature
	ZB_Zone20Temperature_M	AI	AI364	Zigbee Zone20 Temperature
	ZB_Zone1Humidity_M	AI	AI365	Zigbee Zone1 Humidity (%)
	ZB_Zone2Humidity_M	AI	AI366	Zigbee Zone2 Humidity (%)
	ZB_Zone3Humidity_M	AI	AI367	Zigbee Zone3 Humidity (%)
	ZB_Zone4Humidity_M	AI	AI368	Zigbee Zone4 Humidity (%)
	ZB_Zone5Humidity_M	AI	AI369	Zigbee Zone5 Humidity (%)
	ZB_Zone6Humidity_M	AI	AI370	Zigbee Zone6 Humidity (%)
	ZB_Zone7Humidity_M	AI	AI371	Zigbee Zone7 Humidity (%)
	ZB_Zone8Humidity_M	AI	AI372	Zigbee Zone8 Humidity (%)
	ZB_Zone9Humidity_M	AI	AI373	Zigbee Zone9 Humidity (%)
	ZB_Zone10Humidity_M	AI	AI374	Zigbee Zone10 Humidity (%)
	ZB_Zone11Humidity_M	AI	AI375	Zigbee Zone11 Humidity (%)
	ZB_Zone12Humidity_M	AI	AI376	Zigbee Zone12 Humidity (%)
	ZB_Zone13Humidity_M	AI	AI377	Zigbee Zone13 Humidity (%)
	ZB_Zone14Humidity_M	AI	AI378	Zigbee Zone14 Humidity (%)
	ZB_Zone15Humidity_M	AI	AI379	Zigbee Zone15 Humidity (%)

Note: Available functions/features may differ based on the connected system.

For continual product development, LG reserves the right to change specifications without notice.

© LG Electronics U.S.A., Inc., Englewood Cliffs, NJ. All rights reserved. "LG Life's Good" is a registered trademark of LG Corp. /www.lghvac.com

SB_MultiSITE_CRC2_PREMTBVC4_2024_05_21_115037

Job Name/Location:

PREMTBVC4

MultiSITE CRC2+Z Remote Controller



Tag No.: _____

Date: _____

PO No.: _____

MultiSITE™ Remote Controller BACnet® MONITOR Points				
√	BACnet® Object Name	Object Type	BACnet ID	Description
	ZB_Zone16Humidity_M	AI	AI380	Zigbee Zone16 Humidity (%)
	ZB_Zone17Humidity_M	AI	AI381	Zigbee Zone17 Humidity (%)
	ZB_Zone18Humidity_M	AI	AI382	Zigbee Zone18 Humidity (%)
	ZB_Zone19Humidity_M	AI	AI383	Zigbee Zone19 Humidity (%)
	ZB_Zone20Humidity_M	AI	AI384	Zigbee Zone20 Humidity (%)
	ZB_Zone1CO2_M	AI	AI385	Zigbee Zone1 CO2 (PPM)
	ZB_Zone2CO2_M	AI	AI386	Zigbee Zone2 CO2 (PPM)
	ZB_Zone3CO2_M	AI	AI387	Zigbee Zone3 CO2 (PPM)
	ZB_Zone4CO2_M	AI	AI388	Zigbee Zone4 CO2 (PPM)
	ZB_Zone5CO2_M	AI	AI389	Zigbee Zone5 CO2 (PPM)
	ZB_Zone6CO2_M	AI	AI390	Zigbee Zone6 CO2 (PPM)
	ZB_Zone7CO2_M	AI	AI391	Zigbee Zone7 CO2 (PPM)
	ZB_Zone8CO2_M	AI	AI392	Zigbee Zone8 CO2 (PPM)
	ZB_Zone9CO2_M	AI	AI393	Zigbee Zone9 CO2 (PPM)
	ZB_Zone10CO2_M	AI	AI394	Zigbee Zone10 CO2 (PPM)
	ZB_Zone11CO2_M	AI	AI395	Zigbee Zone11 CO2 (PPM)
	ZB_Zone12CO2_M	AI	AI396	Zigbee Zone12 CO2 (PPM)
	ZB_Zone13CO2_M	AI	AI397	Zigbee Zone13 CO2 (PPM)
	ZB_Zone14CO2_M	AI	AI398	Zigbee Zone14 CO2 (PPM)
	ZB_Zone15CO2_M	AI	AI399	Zigbee Zone15 CO2 (PPM)
	ZB_Zone16CO2_M	AI	AI400	Zigbee Zone16 CO2 (PPM)
	ZB_Zone17CO2_M	AI	AI401	Zigbee Zone17 CO2 (PPM)
	ZB_Zone18CO2_M	AI	AI402	Zigbee Zone18 CO2 (PPM)
	ZB_Zone19CO2_M	AI	AI403	Zigbee Zone19 CO2 (PPM)
	ZB_Zone20CO2_M	AI	AI404	Zigbee Zone20 CO2 (PPM)
	FilterRemainTime_M	AI	AI500	Filter Time Remaining (Hours)
	CurrentErrorCode_M	AI	AI503	Current Error Code
	PipeInTemp_M	AI	AI506	Pipe In Temperature
	PipeOutTemp_M	AI	AI507	Pipe Out Temperature
	MiddlePipeTemp_M	AI	AI508	Middle Pipe Temperature
	ODUgivenAddrs_M	AI	AI509	Assigned Address By Outdoor Unit
	CC_CoolingSPMax	AI	AI510	Cooling SP Maximum Value Set By Central Controller
	CC_CoolingSPMin	AI	AI511	Cooling SP Minimum Value Set By Central Controller
	CC_HeatingSPMax	AI	AI512	Heating SP Maximum Value Set By Central Controller
	CC_HeatingSPMin	AI	AI513	Heating SP Minimum Value Set By Central Controller
	CC_SingleSetpointMax	AI	AI514	Single SP Maximum Value Set By Central Controller
	CC_SingleSetpointMin	AI	AI515	Single SP Minimum Value Set By Central Controller

Note: Available functions/features may differ based on the connected system.

For continual product development, LG reserves the right to change specifications without notice.

© LG Electronics U.S.A., Inc., Englewood Cliffs, NJ. All rights reserved. "LG Life's Good" is a registered trademark of LG Corp. /www.lghvac.com

SB_MultiSITE_CRC2_PREMTBVC4_2024_05_21_115037

Job Name/Location:

PREMTBVC4

MultiSITE CRC2+Z Remote Controller



Tag No.: _____

Date: _____

PO No.: _____

MultiSITE™ Remote Controller BACnet® MONITOR Points

V	BACnet® Object Name	Object Type	BACnet ID	Description
	Effective Cool Setpoint	AI	AI520	Effective Dual Setpoint Cooling Setpoint When ADR Is Active
	Effective Heat Setpoint	AI	AI521	Effective Dual Setpoint Heating Setpoint When ADR Is Active
	Effective Single Setpoint	AI	AI522	Effective Single Setpoint Setpoint When ADR Is Active
	Effective Single Deadband	AI	AI523	Effective Single Setpoint Deadband When ADR Is Active
	UO9 Analog Output	AO	AO125	UO9 Analog Output Value (T9 to T18)
	RoomTemp	AV	AV100	Room Temperature
	RoomHumidity	AV	AV103	Room Humidity
	UI16 Analog Input	AV	AV111	Analog Input 7 Value
	UI17 Analog Input	AV	AV112	Analog Input 6 Value
	UI16 Temperature	AV	AV117	10K Thermistor Input 7 Value
	UI17 Temperature	AV	AV118	10K Thermistor Input 6 Value
	CCaddressHigh	AV	AV500	Central Control Address (High Order Byte - Group)
	CCaddressLow	AV	AV501	Central Control Address (Low Order Byte - Unit)
	PreviousErrorCode_M	AV	AV622	2nd Chronological Error Code
	ErrorCode3_M	AV	AV623	3rd Chronological Error Code
	ErrorCode4_M	AV	AV624	4th Chronological Error Code
	ErrorCode5_M	AV	AV625	5th Chronological Error Code
	ErrorCode6_M	AV	AV626	6th Chronological Error Code
	ErrorCode7_M	AV	AV627	7th Chronological Error Code
	ErrorCode8_M	AV	AV628	8th Chronological Error Code
	ErrorCode9_M	AV	AV629	9th Chronological Error Code
	ErrorCode10_M	AV	AV630	10th Chronological Error Code
	OldestErrorCode_M	AV	AV631	11th Chronological Error Code
	UI16 Binary Input	BI	BI29	Binary Input 7 Measurement
	UI17 Binary Input	BI	BI30	Binary Input 6 Measurement
	UO9 Binary Output	BO	BO93	Binary Output 6 Measurement
	BO8 Auxiliary Binary Output	BO	BO98	Binary Output 5 Measurement
	ZB_LowBattAlarm	BV	BV5	Global Zigbee Battery Sensor Alarm
	PIR Local Motion	BV	BV32	Logical OR'd Instantaneous Status of All Motion Sensors
	ADR Active	BV	BV49	Effective ADR Status
	FilterAlarm_M	BV	BV500	Filter Alarm Status
	IduCoolHeatCycle_M	BV	BV508	IDU Cooling / Heating Status
	MsgAddressLock_M	BV	BV533	Central Control Address Lock Status
	MsgOverrideActive	BV	BV541	Override Status
	ZB_Snsr_Wn_Interlock_M	BV	BV552	Zigbee Window Contact Interlock Status
	Hardware fault	BV	BV564	Hardware Fault Status

Note: Available functions/features may differ based on the connected system.

For continual product development, LG reserves the right to change specifications without notice.

© LG Electronics U.S.A., Inc., Englewood Cliffs, NJ. All rights reserved. "LG Life's Good" is a registered trademark of LG Corp. /www.lghvac.com

SB_MultiSITE_CRC2_PREMTBVC4_2024_05_21_115037

Job Name/Location: _____

PREMTBVC4
MultiSITE CRC2+Z Remote Controller



Tag No.: _____

Date: _____

PO No.: _____

MultiSITE™ Remote Controller BACnet® MONITOR Points				
√	BACnet® Object Name	Object Type	BACnet ID	Description
	Wi-Fi Device Name	CSV	CSV4	Wi-Fi Device Name
	Wi-Fi Firmware Version	CSV	CSV5	Wi-Fi Module Firmware Version
	MAC Address	CSV	CSV6	Wi-Fi Module MAC Address
	Wi-Fi Network SSID	CSV	CSV7	Wi-Fi Network SSID
	Wi-Fi Network IP Address	CSV	CSV8	Wi-Fi Network IP Address
	Zigbee Firmware Revision	CSV	CSV9	Zigbee Firmware Version
	Zigbee IEEE Address	CSV	CSV10	Zigbee MAC Address
	ZB_Zone1Address_M	CSV	CSV11	Zigbee Zone1 Address
	ZB_Zone2Address_M	CSV	CSV12	Zigbee Zone2 Address
	ZB_Zone3Address_M	CSV	CSV13	Zigbee Zone3 Address
	ZB_Zone4Address_M	CSV	CSV14	Zigbee Zone4 Address
	ZB_Zone5Address_M	CSV	CSV15	Zigbee Zone5 Address
	ZB_Zone6Address_M	CSV	CSV16	Zigbee Zone6 Address
	ZB_Zone7Address_M	CSV	CSV17	Zigbee Zone7 Address
	ZB_Zone8Address_M	CSV	CSV18	Zigbee Zone8 Address
	ZB_Zone9Address_M	CSV	CSV19	Zigbee Zone9 Address
	ZB_Zone10Address_M	CSV	CSV20	Zigbee Zone10 Address
	ZB_Zone11Address_M	CSV	CSV21	Zigbee Zone11 Address
	ZB_Zone12Address_M	CSV	CSV22	Zigbee Zone12 Address
	ZB_Zone13Address_M	CSV	CSV23	Zigbee Zone13 Address
	ZB_Zone14Address_M	CSV	CSV24	Zigbee Zone14 Address
	ZB_Zone15Address_M	CSV	CSV25	Zigbee Zone15 Address
	ZB_Zone16Address_M	CSV	CSV26	Zigbee Zone16 Address
	ZB_Zone17Address_M	CSV	CSV27	Zigbee Zone17 Address
	ZB_Zone18Address_M	CSV	CSV28	Zigbee Zone18 Address
	ZB_Zone19Address_M	CSV	CSV29	Zigbee Zone19 Address
	ZB_Zone20Address_M	CSV	CSV30	Zigbee Zone20 Address
	ZB_NetworkStatus_M	MSI	MSI2	Zigbee Network Status
	ZB_Zone1SensorType_M	MSI	MSI180	Zigbee Zone1 Sensor Type
	ZB_Zone2SensorType_M	MSI	MSI181	Zigbee Zone2 Sensor Type
	ZB_Zone3SensorType_M	MSI	MSI182	Zigbee Zone3 Sensor Type
	ZB_Zone4SensorType_M	MSI	MSI183	Zigbee Zone4 Sensor Type
	ZB_Zone5SensorType_M	MSI	MSI184	Zigbee Zone5 Sensor Type
	ZB_Zone6SensorType_M	MSI	MSI185	Zigbee Zone6 Sensor Type
	ZB_Zone7SensorType_M	MSI	MSI186	Zigbee Zone7 Sensor Type
	ZB_Zone8SensorType_M	MSI	MSI187	Zigbee Zone8 Sensor Type

Note: Available functions/features may differ based on the connected system.

For continual product development, LG reserves the right to change specifications without notice.

© LG Electronics U.S.A., Inc., Englewood Cliffs, NJ. All rights reserved. "LG Life's Good" is a registered trademark of LG Corp. /www.lghvac.com

SB_MultiSITE_CRC2_PREMTBVC4_2024_05_21_115037

Job Name/Location:

PREMTBVC4

MultiSITE CRC2+Z Remote Controller



Tag No.: _____

Date: _____

PO No.: _____

MultiSITE™ Remote Controller BACnet® MONITOR Points

v	BACnet® Object Name	Object Type	BACnet ID	Description
	ZB_Zone9SensorType_M	MSI	MSI188	Zigbee Zone8 Sensor Type
	ZB_Zone10SensorType_M	MSI	MSI189	Zigbee Zone10 Sensor Type
	ZB_Zone11SensorType_M	MSI	MSI190	Zigbee Zone11 Sensor Type
	ZB_Zone12SensorType_M	MSI	MSI191	Zigbee Zone12 Sensor Type
	ZB_Zone13SensorType_M	MSI	MSI192	Zigbee Zone13 Sensor Type
	ZB_Zone14SensorType_M	MSI	MSI193	Zigbee Zone14 Sensor Type
	ZB_Zone15SensorType_M	MSI	MSI194	Zigbee Zone15 Sensor Type
	ZB_Zone16SensorType_M	MSI	MSI195	Zigbee Zone16 Sensor Type
	ZB_Zone17SensorType_M	MSI	MSI196	Zigbee Zone17 Sensor Type
	ZB_Zone18SensorType_M	MSI	MSI197	Zigbee Zone18 Sensor Type
	ZB_Zone19SensorType_M	MSI	MSI198	Zigbee Zone19 Sensor Type
	ZB_Zone20SensorType_M	MSI	MSI199	Zigbee Zone20 Sensor Type
	ZB_Zone1Status_M	MSI	MSI210	Zigbee Zone1 Status
	ZB_Zone1BattStatus_M	MSI	MSI211	Zigbee Zone1 Battery Status
	ZB_Zone1PairingStatus_M	MSI	MSI212	Zigbee Zone1 Pairing Status
	ZB_Zone2Status_M	MSI	MSI220	Zigbee Zone2 Status
	ZB_Zone2BattStatus_M	MSI	MSI221	Zigbee Zone2 Battery Status
	ZB_Zone2PairingStatus_M	MSI	MSI222	Zigbee Zone2 Pairing Status
	ZB_Zone3Status_M	MSI	MSI230	Zigbee Zone3 Status
	ZB_Zone3BattStatus_M	MSI	MSI231	Zigbee Zone3 Battery Status
	ZB_Zone3PairingStatus_M	MSI	MSI232	Zigbee Zone3 Pairing Status
	ZB_Zone4Status_M	MSI	MSI240	Zigbee Zone4 Status
	ZB_Zone4BattStatus_M	MSI	MSI241	Zigbee Zone4 Battery Status
	ZB_Zone4PairingStatus_M	MSI	MSI242	Zigbee Zone4 Pairing Status
	ZB_Zone5Status_M	MSI	MSI250	Zigbee Zone5 Status
	ZB_Zone5BattStatus_M	MSI	MSI251	Zigbee Zone5 Battery Status
	ZB_Zone5PairingStatus_M	MSI	MSI252	Zigbee Zone5 Pairing Status
	ZB_Zone6Status_M	MSI	MSI260	Zigbee Zone6 Status
	ZB_Zone6BattStatus_M	MSI	MSI261	Zigbee Zone6 Battery Status
	ZB_Zone6PairingStatus_M	MSI	MSI262	Zigbee Zone6 Pairing Status
	ZB_Zone7Status_M	MSI	MSI270	Zigbee Zone7 Status
	ZB_Zone7BattStatus_M	MSI	MSI271	Zigbee Zone7 Battery Status
	ZB_Zone7PairingStatus_M	MSI	MSI272	Zigbee Zone7 Pairing Status
	ZB_Zone8Status_M	MSI	MSI280	Zigbee Zone8 Status
	ZB_Zone8BattStatus_M	MSI	MSI281	Zigbee Zone8 Battery Status
	ZB_Zone8PairingStatus_M	MSI	MSI282	Zigbee Zone8 Pairing Status

Note: Available functions/features may differ based on the connected system.

For continual product development, LG reserves the right to change specifications without notice.

© LG Electronics U.S.A., Inc., Englewood Cliffs, NJ. All rights reserved. "LG Life's Good" is a registered trademark of LG Corp. /www.lghvac.com

SB_MultiSITE_CRC2_PREMTBVC4_2024_05_21_115037

Job Name/Location: _____

PREMTBVC4
MultiSITE_CRC2+Z Remote Controller



Tag No.: _____

Date: _____

PO No.: _____

MultiSITE™ Remote Controller BACnet® MONITOR Points				
√	BACnet® Object Name	Object Type	BACnet ID	Description
	ZB_Zone9Status_M	MSI	MSI290	Zigbee Zone9 Status
	ZB_Zone9BattStatus_M	MSI	MSI291	Zigbee Zone9 Battery Status
	ZB_Zone9PairingStatus_M	MSI	MSI292	Zigbee Zone9 Pairing Status
	ZB_Zone10Status_M	MSI	MSI300	Zigbee Zone10 Status
	ZB_Zone10BattStatus_M	MSI	MSI301	Zigbee Zone10 Battery Status
	ZB_Zone10PairingStatus_M	MSI	MSI302	Zigbee Zone10 Pairing Status
	ZB_Zone11Status_M	MSI	MSI310	Zigbee Zone11 Status
	ZB_Zone11BattStatus_M	MSI	MSI311	Zigbee Zone11 Battery Status
	ZB_Zone11PairingStatus_M	MSI	MSI312	Zigbee Zone11 Pairing Status
	Wi-Fi Module Status	MSI	MSI315	Wi-Fi Module Status
	Wi-Fi Status	MSI	MSI316	Wi-Fi Network Status
	BACnet IP Status	MSI	MSI317	BACnet IP Network Status
	SMTP Server Status	MSI	MSI318	Status Of SMTP Server Used For Email Notifications
	ZB_Zone12Status_M	MSI	MSI320	Zigbee Zone12 Status
	ZB_Zone12BattStatus_M	MSI	MSI321	Zigbee Zone12 Battery Status
	ZB_Zone12PairingStatus_M	MSI	MSI322	Zigbee Zone12 Pairing Status
	ZB_Zone13Status_M	MSI	MSI330	Zigbee Zone13 Status
	ZB_Zone13BattStatus_M	MSI	MSI331	Zigbee Zone13 Battery Status
	ZB_Zone13PairingStatus_M	MSI	MSI332	Zigbee Zone13 Pairing Status
	ZB_Zone14Status_M	MSI	MSI340	Zigbee Zone14 Status
	ZB_Zone14BattStatus_M	MSI	MSI341	Zigbee Zone14 Battery Status
	ZB_Zone14PairingStatus_M	MSI	MSI342	Zigbee Zone14 Pairing Status
	ZB_Zone15Status_M	MSI	MSI350	Zigbee Zone15 Status
	ZB_Zone15BattStatus_M	MSI	MSI351	Zigbee Zone15 Battery Status
	ZB_Zone15PairingStatus_M	MSI	MSI352	Zigbee Zone15 Pairing Status
	ZB_Zone16Status_M	MSI	MSI360	Zigbee Zone16 Status
	ZB_Zone16BattStatus_M	MSI	MSI361	Zigbee Zone16 Battery Status
	ZB_Zone16PairingStatus_M	MSI	MSI362	Zigbee Zone16 Pairing Status
	ZB_Zone17Status_M	MSI	MSI370	Zigbee Zone17 Status
	ZB_Zone17BattStatus_M	MSI	MSI371	Zigbee Zone17 Battery Status
	ZB_Zone17PairingStatus_M	MSI	MSI372	Zigbee Zone17 Pairing Status
	ZB_Zone18Status_M	MSI	MSI380	Zigbee Zone18 Status
	ZB_Zone18BattStatus_M	MSI	MSI381	Zigbee Zone18 Battery Status
	ZB_Zone18PairingStatus_M	MSI	MSI382	Zigbee Zone18 Pairing Status
	ZB_Zone19Status_M	MSI	MSI390	Zigbee Zone19 Status
	ZB_Zone19BattStatus_M	MSI	MSI391	Zigbee Zone19 Battery Status

Note: Available functions/features may differ based on the connected system.

For continual product development, LG reserves the right to change specifications without notice.

© LG Electronics U.S.A., Inc., Englewood Cliffs, NJ. All rights reserved. "LG Life's Good" is a registered trademark of LG Corp. /www.lghvac.com

SB_MultiSITE_CRC2_PREMTBVC4_2024_05_21_115037

Job Name/Location:

PREMTBVC4

MultiSITE CRC2+Z Remote Controller



Tag No.: _____

Date: _____

PO No.: _____

MultiSITE™ Remote Controller BACnet® MONITOR Points

√	BACnet® Object Name	Object Type	BACnet ID	Description
	ZB_Zone19PairingStatus_M	MSI	MSI392	Zigbee Zone19 Pairing Status
	ZB_Zone20Status_M	MSI	MSI400	Zigbee Zone20 Status
	ZB_Zone20BattStatus_M	MSI	MSI401	Zigbee Zone20 Battery Status
	ZB_Zone20PairingStatus_M	MSI	MSI402	Zigbee Zone20 Pairing Status
	PipeTempCnfg_M	MSI	MSI544	Pipe Temperature Configuration Status (Supported or Unsup-ported)
	ODUsilentMode_M	MSI	MSI600	ODU Silent Mode Status
	SmartLoadCtrl_M	MSI	MSI601	Smart Load Control Status
	OccStatus_M	MSI	MSI602	Occupancy Status
	ODUstatus_M	MSI	MSI603	Outdoor Unit Status
	ODUType_M	MSI	MSI604	Outdoor Unit Type
	IDUType_M	MSI	MSI605	Indoor Unit Type
	AirQuality_M	MSI	MSI611	Air Quality Status
	OduOperationMode_M	MV	MV732	ODU Operation Cycle
	Logger Status	MV	MV802	Diagnostic Logging Status

Note: Available functions/features may differ based on the connected system.

For continual product development, LG reserves the right to change specifications without notice.

© LG Electronics U.S.A., Inc., Englewood Cliffs, NJ. All rights reserved. "LG Life's Good" is a registered trademark of LG Corp. /www.lghvac.com

SB_MultiSITE_CRC2_PREMTBVC4_2024_05_21_115037