

Job Name/Location:

Tag No:

Date:

For:	File	Resubmit
	Approval	Other

PO No.:

Architect: _____ GC: _____

Engr: _____ Mech: _____

Rep: _____
(Company) (Project Manager)



ZRUM048GSS0
R32 Multi V™ S with LGRED° Outdoor Unit
4.0 Ton Heat Pump and Heat Recovery

Performance:

Cooling Mode:

Rated Capacity (Btu/h)	48,000
Power Input (kW, Non-Ducted)	3.56

Heating Mode:

Rated Capacity (Btu/h)	54,000
Power Input (kW, Non-Ducted)	3.10

Rated Capacity is based on the following conditions:

Cooling	Indoor: 80°F DB / 67°F WB	Heating:	Indoor: 70°F DB
Outdoor: 95°F DB		Outdoor: 47°F DB / 43°F WB	

Electrical:

Power Supply (V/Hz/Ø) ¹	208-230V, 60, 1
MOP (A)	40
MCA (A)	31
Rated Amps (A)	
Compressor Amps (A)	24
Fan (A) x Qty.	0.5 x 2

Piping / Connections:²

Refrigerant Charge (lbs.)	6
Piping / Connections for Heat Recovery Operation ³	
Liquid Line (in., O.D.)	3/8 Braze
Low Pressure Vapor Line (in., O.D.)	3/4 Braze
High Pressure Vapor Line (in., O.D.)	5/8 Braze
Piping / Connections for Heat Pump Operation	
Liquid Line (in., O.D.)	3/8 Braze
Vapor Line (in., O.D.)	5/8 Braze
Total Pipe Length (ft.)	984
Maximum Elevation between ODU and IDU (ft.)	164 - ODU Higher than IDU; 131 - ODU Lower than IDU
Maximum Elevation between HRU to IDU and IDU to IDU (ft.)	49

Standard Features:

- Night Quiet Operation
- Fault Detection and Diagnosis
- Smart Load Control
- Smart Oil Management
- Drain Pan Heater Built In

Optional Accessories:

- Low Ambient Baffle Kit - ZLABGP04A (2 required)⁴

Operating Range:

Cooling (°F DB) ⁴	23 to 122
Heating (°F WB)	-13 to +61
Synchronous	
Cooling Based (°F DB)	14 to 81
Heating Based (°F WB)	14 to 61

Unit Data:

Refrigerant Type	R32
Refrigerant Control	EEV
Max. Number of Indoor Units ⁵	8
Sound Pressure dB(A) ⁶ (Cooling / Heating)	53 / 54
Weight	
Net (lbs.)	257
Shipping (lbs.)	286
Communication Cable (No x AWG) ⁷	2 x 18
Heat Exchanger Coating	Black Coated Fin™

Compressor:

Type	Hermetically Sealed Scroll
Quantity	1
Oil / Type	PVE / FW68L

Fan:

Type	Axial Flow
Quantity	2
Motor / Drive	Brushless Digitally Controlled / Direct
Air Flow Rate (CFM)	2 x 2,119

Notes:

1. Power wiring size must comply with the applicable local and national codes.
2. For main pipe segment size, refer to the LATS Multi V tree diagram.
3. A heat recovery unit is required for Heat Recovery Operations
4. Installation of an optional Low Ambient Wind Baffle Kit will allow operation down to -9.9°F in cooling mode.
5. The combination ratio must be between 50 - 130%.
6. Sound pressure levels are tested in an anechoic chamber under ISO Standard 3745.
7. Communication cable between ODU, IDU(s) / HRU(s) must be a minimum of 2-conductor, 18 AWG, twisted, stranded, and shielded. Ensure the communication cable shield is properly grounded to the ODU chassis only. **DO NOT** ground the communication cable at any other point. Wiring must comply with all applicable local and national codes.
8. Data is rated 0 ft above sea level, with 25 ft. of refrigerant line per indoor unit and a 0 ft level difference between outdoor and indoor units. All capacities are net with a combination ratio between 95-105%.
9. Power wiring cable size must comply with the applicable local and national codes.
10. The voltage tolerance is ± 10%.

Proper sizing and installation of equipment is critical to achieve optimal performance. Split system air conditioners and heat pumps (excluding ductless systems) must be matched with appropriate coil components to meet ENERGY STAR® criteria. Ask your contractor for details or visit www.energystar.gov. (ENERGY STAR and the ENERGY STAR mark are registered trademarks owned by the U.S. Environmental Protection Agency.)



ZRUM048GSS0

R32 Multi V™ S with LGRED° Outdoor Unit
4.0 Ton Heat Pump and Heat Recovery



Tag No.: _____

Date: _____

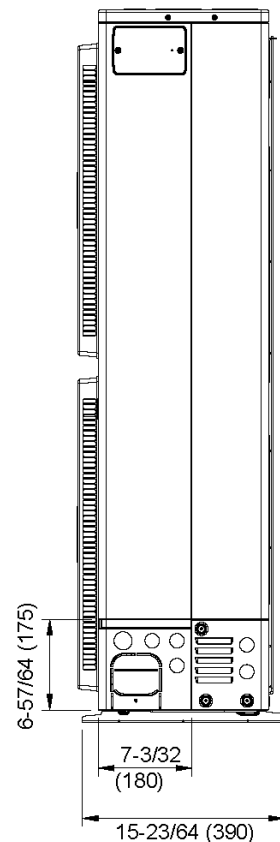
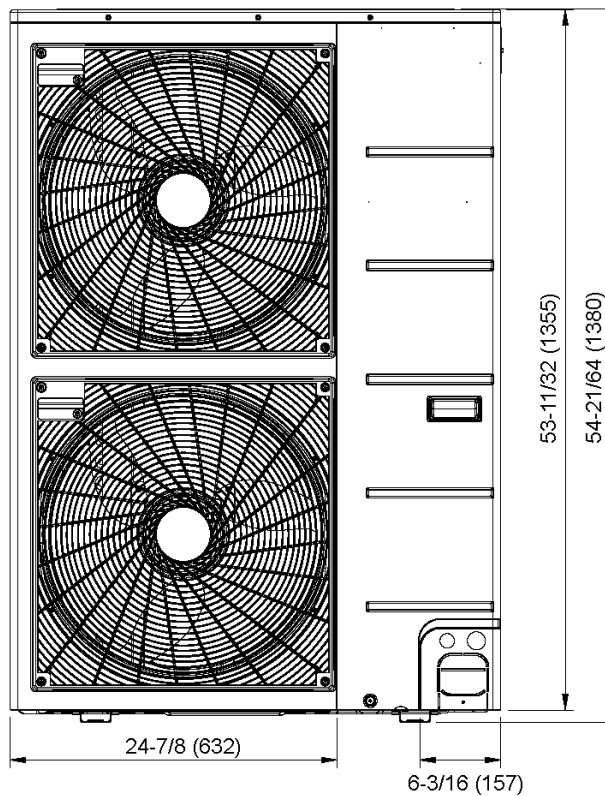
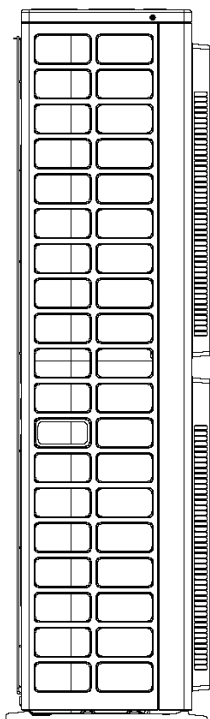
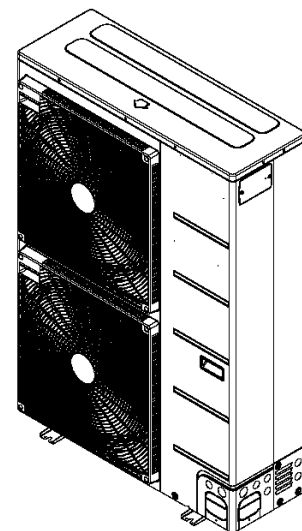
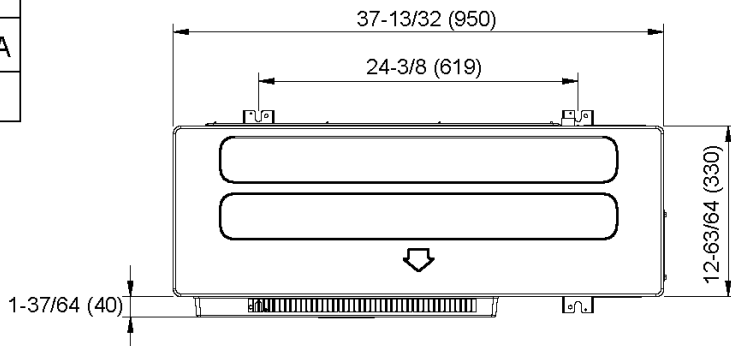
PO No.: _____

Outdoor Unit

ZRUM036GSS0,
ZRUM048GSS0,
ZRUM060GSS0

CHASSIS CODE: U60A

Unit: Inches (mm)



Job Name/Location: _____

ZRUM048GSS0

**R32 Multi V™ S with LGRED° Outdoor Unit
4.0 Ton Heat Pump and Heat Recovery**



Tag No.: _____

Date: _____

PO No.: _____

AHRI Data:

Indoor Unit Type	Cooling Capacity (95°F)	EER2 (95°F)	SEER2	Heating Capacity (47°F)	COP (47°F)	Heating Capacity (17°F)	COP (17°F)	HSPF2	Maximum Heating Capacity (5°F)	COP (5°F)
Non-Ducted Indoor Units	48,000	13.50	23.30	54,000	5.10	33,000	3.20	10.30	54,000	2.10
Ducted Indoor Units	48,000	12.20	17.00	54,000	4.00	36,000	2.70	10.00	54,000	2.00