Job Name/Location: Tag No.:

Date: For: ☐ File ☐ Resubmit ☐ Approval ☐ Other

PO No.:

Architect: GC:

Engr: Mech:

Rep:
(Company) (Project Manager)



ZRUM096DTE6

Multi V™ i 460V Outdoor Unit

8 Ton Single Frame Heat Pump and Heat Recovery

Performance:

Cooling Mode:

Nominal Capacity (Btu/h)	96,000
Power Input	5.76

Heating Mode:

Nominal Capacity (Btu/h)	108,000
Power Input	5.76

Rated capacity is certified under AHRI Standard 1230-2023. Ratings are subject to change without notice. Current and past certified ratings are available at www.ahridirectory.org.

Electrical:

Frame	ZRUM096DTE6
Power Supply (V/Hz/Ø)[1]	460 / 60 / 3
MOP (A)	25
MCA (A)	22.7
Rated Amps (A)	17.4
Compressor A (A)	12.4
Compressor B (B)	–
Fan (A)	5.0

MOP - Maximum Overcurrent Protection MCA - Minimum Circuit Ampacity

Piping: [2]

Frame	ZRUM096DTE6
Refrigerant Charge (lbs.)	20.94
Liquid (in, O.D.)	3/8 Braze
High Pressure Vapor (in, O.D.)	5/8 Braze
Low Pressure Vapor (in, O.D.)	3/4 Braze

AI Engine Features:

- AI Smart Care
- AI Indoor Space Care
- AI Smart Metering
- AI Energy Management
- AI Smart Diagnosis
- Sound Level Adaptive Control
- Weather Information Interlocking

Standard Features:

- Advanced Smart Load Control
- Intelligent Heating
- HiPOR (High Pressure Oil Return)
- Smart Oil Control
- Night Quiet Operation
- Fault Detection and Diagnosis
- Active Refrigerant Control
- Variable Heat Path Exchanger
- Subcooling and Vapor Injection Control
- Liquid Cooled Inverter Controller
- Advanced Comfort Cooling

Optional Accessories:

□ Air Guide
□ Hail Guard Kit
□ Low Ambient Baffle Kit
□ Low Ambient Baffle Control Kit
□ Base Pan Heater

Operating Range:

Cooling (°F DB)**	5 ~ 125.6
Heating (°F WB)	-22 ~ 61
Synchronous	
Cooling Based (°F DB)	14 ~ 81
Heating Based (°F WB)	14 ~ 61

System Data:

Refrigerant Type	R32
Refrigerant Control	EEV / Outdoor Unit
Max. Number of Indoor Units[3]	16
Sound Pressure dB(A)[4]	60
Weight	
Frame	ZRUM096DTE6
Net (lbs.)	562
Shipping (lbs.)	584
Communication Cable (No x AWG)[5]	2 x 18
Heat Exchanger Coating	Black Fin II

Compressor:

Type	HSS DC Scroll
Quantity	1
Oil / Type	PVE / FW68L

Fan:

Type	Propeller
Quantity	2
Motor Drive	Brushless Digitally Controlled/Direct
Air Flow Rate (rated/max, CFM)	11,300

Notes:

1. Power wiring cable size must comply with the applicable local and national codes. Cables terminate at each frame.
2. For main pipe segment size, refer to the LATS Multi V tree diagram.
3. The combination ratio must be between 50-130%.
4. Sound pressure levels are tested in an anechoic chamber under ISO Standard 3745 for the combination of outdoor units.
5. Communication cable between ODU and IDUs must be 2-conductor, 18 AWG, twisted, stranded, and shielded. Ensure the communication cable shield is properly grounded to the Main ODU chassis only. Do not ground the communication cable at any other point. Wiring must comply with all applicable local and national codes.
6. Acceptable operating voltage: 414V ~ 528V
7. SCCR rating: 5 kA RMS symmetrical, 460V maximum.
8. Fan ESP (in wg) selectable range is 0.16 to 0.32.

**Cooling range with the Low Ambient Baffle Kit (sold separately) is -9.9°F to +125.6°F and is achieved only when all indoor units are operating in cooling mode. Does not impact heat recovery system synchronous operating range.

AHRI Data:

Reference Number	Indoor Type	Cooling Capacity (95°F)	EER (95°F)	IEER	SCHE	High Heating Capacity (47°F)	High COP (47°F)	Low Heating Capacity (17°F)	Low COP (17°F)
217729301	Ducted	92,000	11	19	26	103,000	3.9	67,000	2.75
217729300	Non-Ducted	92,000	13.3	27.6	30.82	103,000	4.45	67,000	2.95

For a complete list of available accessories, contact your LG representative.
For continual product development, LG reserves the right to change specifications without notice.
© LG Electronics U.S.A., Inc., Englewood Cliffs, NJ. All rights reserved. "LG Life's Good" is a registered trademark of LG Corp. /www.lghvac.com

Job Name/Location: _____

ZRUM096DTE6

Multi V™ i 460V Outdoor Unit

8 Ton Single Frame Heat Pump and Heat Recovery

Tag No.: _____

Date: _____

PO No.: _____

Outdoor Unit

ZRUM096*TE6 / ZRUM121*TE6
ZRUM144*TE6 / ZRUM168*TE6
ZRUM192*TE6

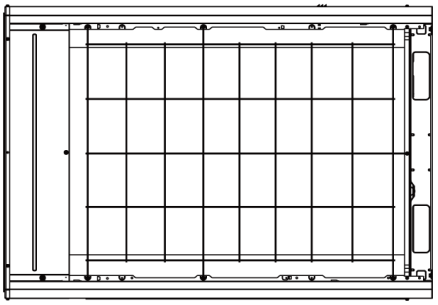

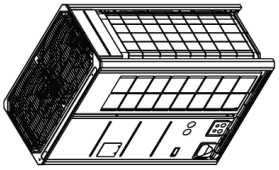

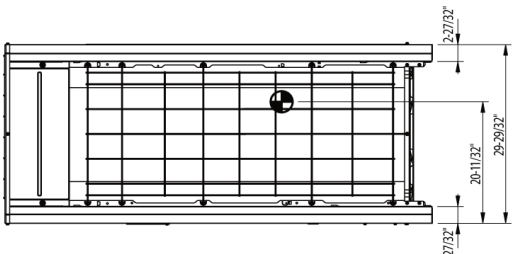

Airguide fastening total 12 places
(Refer to the hole on the Airguide for the fastening position.)

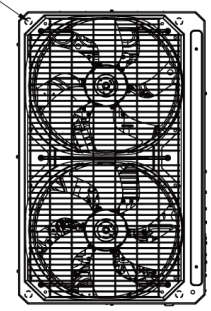

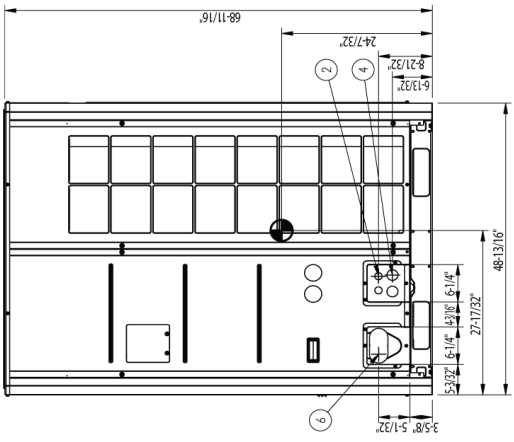

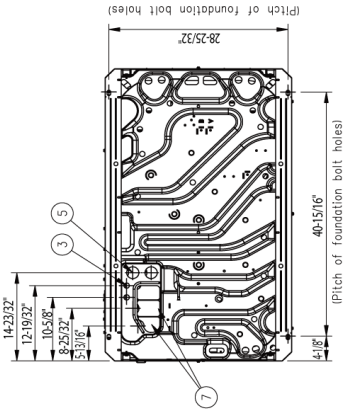

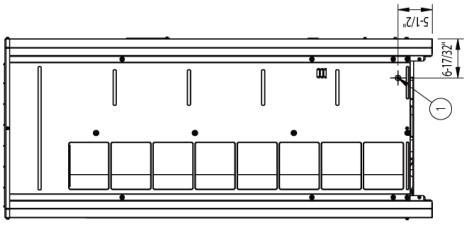

Note - All dimensions have a Tolerance of ±0.25 in.

⊕ = Center of Gravity

No.	Part Name	Description
7	Pipe routing hole (bottom)	–
6	Pipe routing hole (front)	–
5	Power cord routing hole (bottom)	Ø 1-31/32" (2EA)
4	Power cord routing hole (front)	Ø 1-25/32" (2EA)
3	Wire routing hole (bottom)	Ø 7/8" (2EA)
2	Wire routing hole (front)	Ø 1-3/16" (2EA)
1	Leakage test hole (side)	Ø 7/8"

[Unit : inch]

CHASSIS CODE: UX B

76, Seongsan-dong, Changwon City , Gyeongnam , 641-713, Kore a

LG Electronics

For continual product development, LG reserves the right to change specifications without notice.
© LG Electronics U.S.A., Inc., Englewood Cliffs, NJ. All rights reserved. "LG Life's Good" is a registered trademark of LG Corp. /www.lghvac.com