Job Name/Location: Tag No.:

Date:

For: ☐ File ☐ Resubmit ☐ Approval ☐ Other_____

PO No.:

Architect: GC:

Engr: Mech:

Rep:
(Company) (Project Manager)

KSSLB601A

R32 Single Zone Multi-Position Air Handling Unit

Outdoor Unit (ODU) - KUSXB601A, Indoor Unit (IDU) - KNSLB601A

Performance:

Cooling:

Cooling Capacity (Min~Rated~Max, Btu/h)	20,500 ~ 52,500 ~ 60,500
SEER2	17.50
EER2	12.00

SEER - Seasonal Energy Efficiency Ratio EER - Energy Efficiency Ratio

Heating:

Heating Capacity (Min~Rated~Max, Btu/h)	21,500 ~ 56,500 ~ 61,000
HSPF2	9.40
Max. Heating @ Indoor 70°F DB (Btu/h)	
Outdoor 17°F WB	53,000
Outdoor 5°F WB	45,000
Outdoor -4°F WB	41,000

HSPF - Heating Seasonal Performance Factor
Cooling Nominal Test Conditions:
Indoor: 80°F DB / 67°F WB
Outdoor: 95°F DB / 75°F WB

Heating Nominal Test Conditions:
Indoor: 70°F DB / 60°F WB
Outdoor: 47°F DB / 43°F WB

Electrical:

Power Supply (V[1]/Hz/Ø)	208-230/60/1
MOP (A)	40
MCA (A)	32
Cooling / Heating Rated Amps (A)	19.2 / 19.2
Compressor (A)	22
Fan Motor (IDU + ODU) (A)	3.4 + (1.6 x 2)
Cooling Power Input (Min~Rated~Max, kW)	1.60 ~ 4.38 ~ 6.85
Heating Power Input (Min~Rated~Max, kW)	1.84 ~ 4.38 ~ 6.62
Locked Rotor Amps (A)	22

MOP - Maximum Overcurrent Protection MCA - Minimum Circuit Ampacity

Piping:

Installed Liquid Pipe (in., O.D.)	3/8
Installed Vapor Pipe (in., O.D.)	3/4
IDU Liquid Connection (in., O.D.)	3/8
IDU Vapor Connection (in., O.D.)	3/4
Additional Refrigerant (oz./ft.)	0.43
Min. / Max. Pipe Length (ft.)[2]	16.4 / 246
Piping Length (no add'l refrig., ft.)	24.6
Max. Elevation (ft.)	98.4

Controls Features:

- Inverter (Variable Speed Compressor)
- Hot Start
- Self Diagnosis
- Soft Dry Operation
- Auto Changeover
- R32 Leak Detection Sensor
- Child Lock
- Auto Operation
- Auto Restart
- Sleep Mode
- Timer (on/off/weekly)
- Two Thermistor Control
- Optional Wi-Fi Control
- ESP Control
- ECM fan provides constant airflow regardless of permitted ESP

Standard Features:

- Access Panel for Field Supplied Air Filter - 20 x 24 x 1

Optional Accessories:

☐ Auxillary Heater Kit - PRARH1
☐ Wi-Fi Module - PWFMDD200
☐ Single Port Shutoff Valve - PRHPZ010A
☐ ODU Base Pan Heater - POSH1200
☐ Downflow Conversion Kit - PNDFA0
☐ Electric Heat Kits - ANEHxx3Cx[3]
☐ ODU Wind Baffle - ZLABGP04B (x2)

Controller Options:

☐ Wireless Remote Controller[4]
☐ MultiSITE™ CRC Controllers
☐ Simple Remote Controller
☐ Standard III Remote Controllers
☐ Remote Temperature Button Sensor
☐ Dry Contacts
☐ AC Smart 5 Central Controller
☐ LonWorks® Gateway
☐ MultiSITE Comm. Mgr.
☐ ACP 5 BACnet™ Gateway

For a complete list of available accessories, contact your LG representative.
For continual product development, LG reserves the right to change specifications without notice.

© LG Electronics U.S.A., Inc., Englewood Cliffs, NJ. All rights reserved. "LG Life's Good" is a registered trademark of LG Corp. /www.lghvac.com

Operating Range:

Outdoor Unit:

Cooling (°F DB)	5 ~ 118
Heating (°F WB)	-4 ~ +64

Indoor Unit:

Cooling (°F WB)	57 ~ 77
Heating (°F DB)	59 ~ 81

System Data:

Refrigerant Type	R32
Refrigerant Control	EEV
Refrigerant Charge (oz)	106
ODU Sound Pressure (Cooling / Heating) (±1 dB[A])[5]	54 / 56
IDU Sound Pressure (H/M/L) (±1 dB[A])[5]	47 / 43 / 39
ODU Net / Shipping Weight (lbs.)	213.4 / 232.4
IDU Net / Shipping Weight (lbs.)	148 / 162
Heat Exchanger Coating	GoldFin™

Fan:

ODU Type	Propeller
IDU Type	Sirocco
Fan Speeds (Fan/Cool/Heat)	3 / 3 / 3
Fan Quantity (ODU + IDU)	2 + 1
Motor/Drive	Brushless Digitally Controlled/Direct
Maximum ODU Air Volume (CFM)	1,942 x 2
IDU Air Flow (CFM Max. H/M/L)	1,750 / 1,575 / 1,400
Minimum~Maximum ESP (in wg)	0.1 ~ 1.0
Dehumidification (pts./hr.)	9.10

Notes:

1. Acceptable operating voltage: 187V-253V.
2. Piping lengths are equivalent.
3. Refer to the Engineering Manual for available auxiliary heater capacities.
4. Requires an LG wall controller because Multi-Position AHU do not have an infrared receiver.
5. Sound Pressure levels are tested in an anechoic chamber under ISO Standard 3745.
6. All power supply wiring to the outdoor unit is field supplied, solid or stranded. The power wiring and the communication wiring from the outdoor unit to the indoor unit is field supplied and must be stranded, shielded or unshielded (if shielded, it must be grounded to the chassis of the outdoor unit only). All wiring must comply with applicable local and national codes.
   a. Power Supply Wiring to ODU: (No. x AWG): 3 x 12 for 12k, 18k, and 24k; 3 x 10 for 30k, 36k, 42k, 48k and 60k.
   b. Power Wiring and Communication Wiring from Outdoor Unit to Indoor Unit: (No. x AWG) 3 x 14 / 2 x 18.
7. See Engineering Manual for sensible and latent capacities.
8. Power wiring cable size must comply with the applicable local and national code.
9. The indoor unit comes with a dry helium charge.
10. This data is rated 0 ft. above sea level, with 24.6 ft. of refrigerant line and a 0 ft. level difference between outdoor and indoor units.
11. Must follow installation instructions in the applicable LG installation manual.
12. If the optional low ambient wind baffle is used, one wind baffle is required for each ODU fan.

BACnet™ is a registered trademark of ASHRAE. LonWorks® is a trademark of Echelon Corporation.

ENERGY STAR

Intertek

AHRI CERTIFIED® www.ahridirectory.org
Unitary Small HP
AHRI Standard 210/240
Certification applies only when the complete system is listed with AHRI.

Proper sizing and installation of equipment is critical to achieve optimal performance. Split system air conditioners and heat pumps (excluding ductless systems) must be matched with appropriate coil components to meet ENERGY STAR® criteria. Ask your contractor for details or visit www.energystar.gov. (ENERGY STAR and the ENERGY STAR mark are registered trademarks owned by the U.S. Environmental Protection Agency.)

Job Name/Location: _____

KSSLB601A

R32 Single Zone Multi-Position Air Handling Unit

Outdoor Unit (ODU) - KUSXB601A, Indoor Unit (IDU) - KNSLB601A

Tag No.: _____

Date: _____

PO No.: _____

Factory Configurations

Vertical Upflow

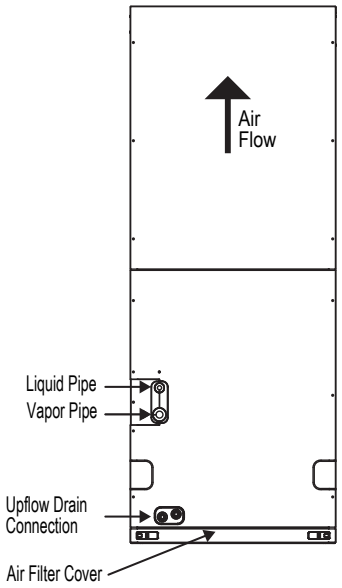

Field Configurations

Vertical Downflow

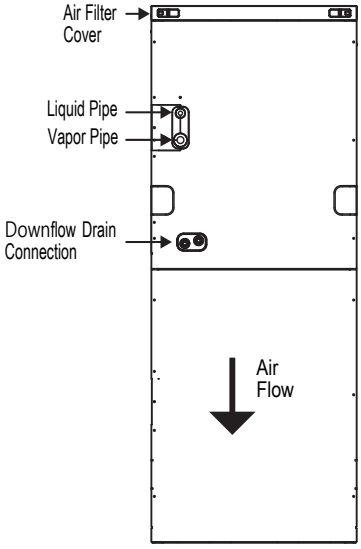

Requires vertical downflow kit

Horizontal Left

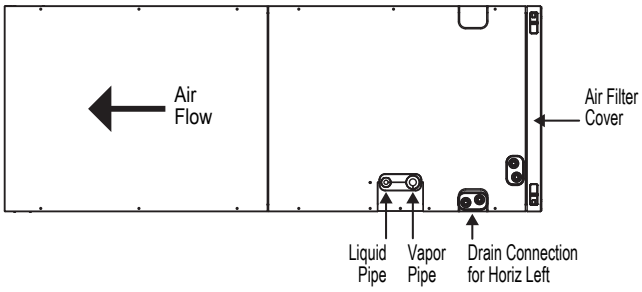

Horizontal Right

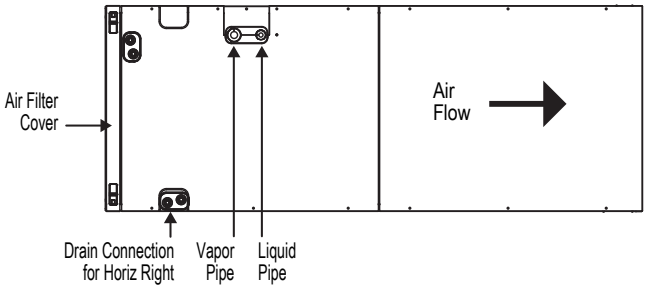

For continual product development, LG reserves the right to change specifications without notice.
© LG Electronics U.S.A., Inc., Englewood Cliffs, NJ. All rights reserved. "LG Life's Good" is a registered trademark of LG Corp. /www.lghvac.com

Job Name/Location: _____

KSSLB601A

R32 Single Zone Multi-Position Air Handling Unit

Outdoor Unit (ODU) - KUSXB601A, Indoor Unit (IDU) - KNSLB601A

Tag No.: _____

Date: _____

PO No.: _____

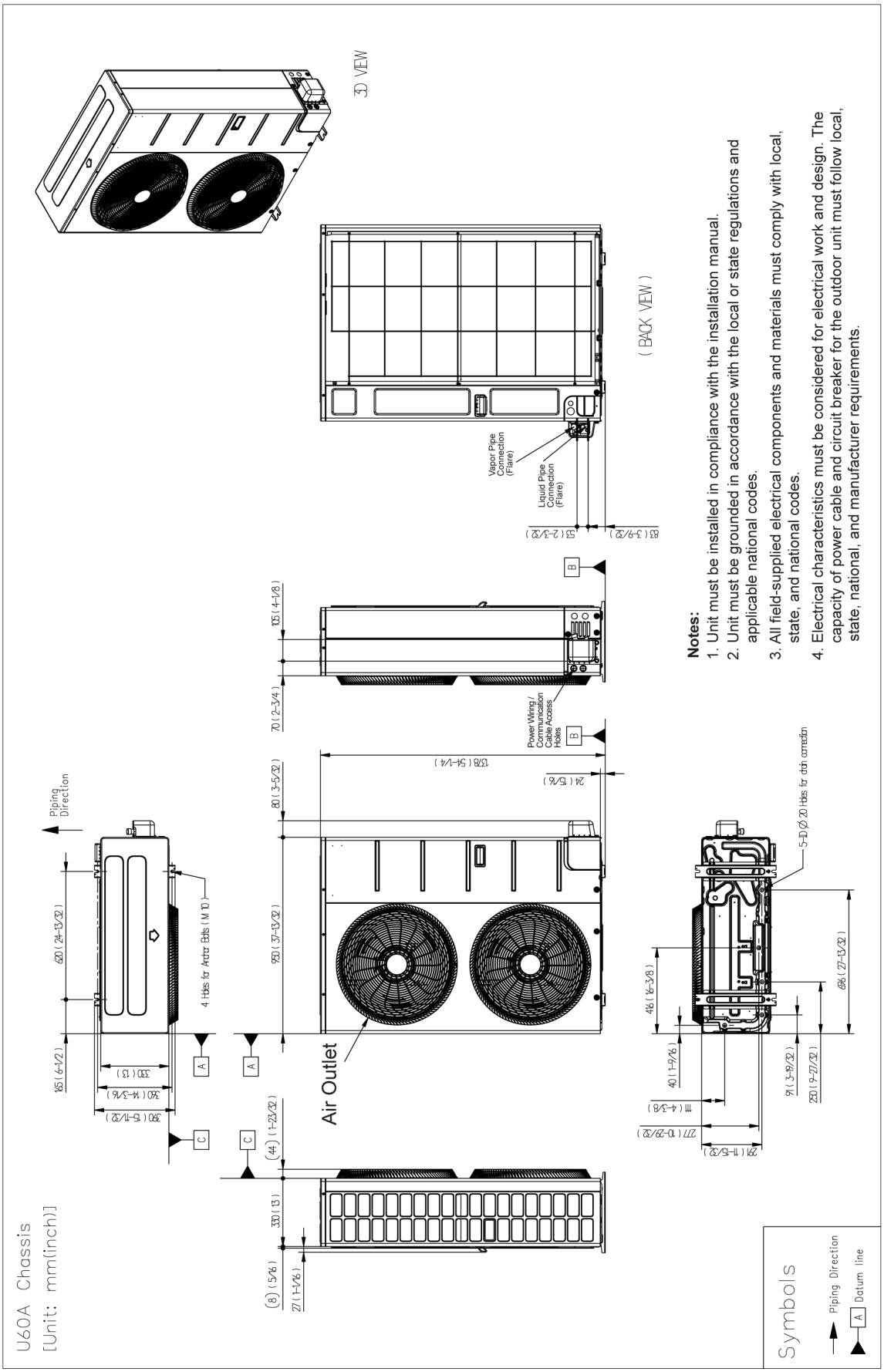

Notes:

1. Unit must be installed in compliance with the installation manual.
2. Unit must be grounded in accordance with the local or state regulations and applicable national codes.
3. All field-supplied electrical components and materials must comply with local, state, and national codes.
4. Electrical characteristics must be considered for electrical work and design. The capacity of power cable and circuit breaker for the outdoor unit must follow local, state, national, and manufacturer requirements.

For continual product development, LG reserves the right to change specifications without notice.
© LG Electronics U.S.A., Inc., Englewood Cliffs, NJ. All rights reserved. "LG Life's Good" is a registered trademark of LG Corp. /www.lghvac.com

Job Name/Location: _____

KSSLB601A

R32 Single Zone Multi-Position Air Handling Unit

Outdoor Unit (ODU) - KUSXB601A, Indoor Unit (IDU) - KNSLB601A

Tag No.: _____

Date: _____

PO No.: _____

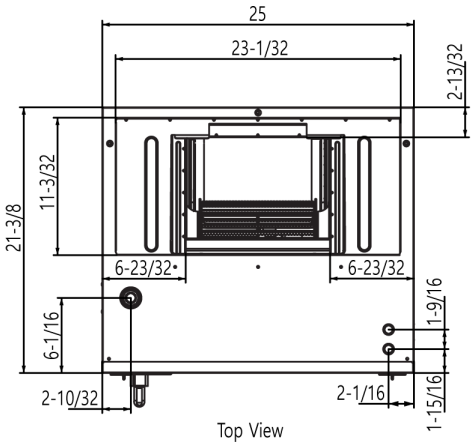

Top View

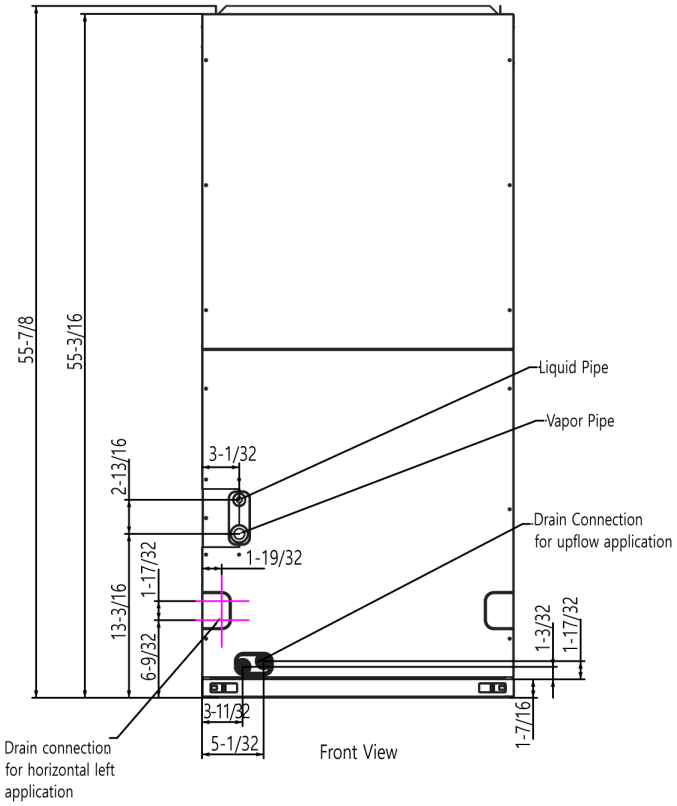

Front View

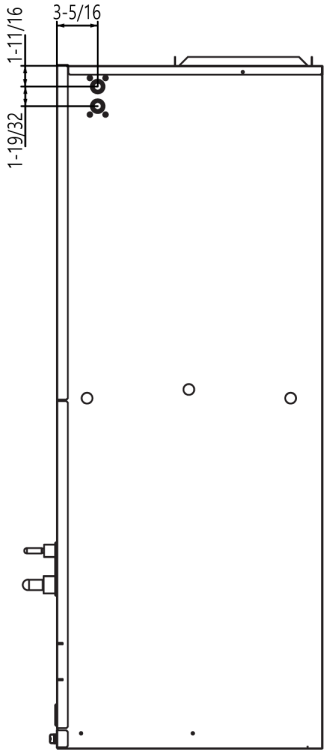

Side View

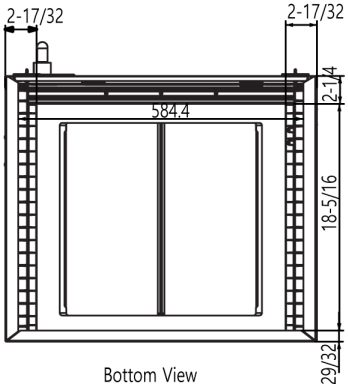

Bottom View

For continual product development, LG reserves the right to change specifications without notice.
© LG Electronics U.S.A., Inc., Englewood Cliffs, NJ. All rights reserved. "LG Life's Good" is a registered trademark of LG Corp. /www.lghvac.com